



Erasmus+

Co-funded by the
Erasmus+ Programme
of the European Union



Digital storytelling: *DigiTime*



Erasmus+
Youth Exchange Project
In Varberg/Sweden
3rd-9th of December 2022



COUNTRIES



Coordinator country:
SWEDEN

Türkiye

Poland

Bulgaria

Portugal

Italy

Romania

The Republic of
North Macedonia

Each country will have 5 participants;
1 Group leader and 4 young people.





ABOUT THE PROJECT





Objectives



- ▶ To involve youngsters from all over Europe and raise awareness on climate change and sustainable approach to our daily life turning them ambassadors of movement for climate change;
- ▶ To improve competences of young people in the field of digital and innovation, in order to promote their own territories and be active part of them introducing sustainable development in their communities;
- ▶ To develop new and transferable skills and knowledge in participants, in the field of digital storytelling;
- ▶ To stimulate creativity and the sense of initiative of the participants by using participatory video and digital storytelling as a tool for intergenerational cooperation;
- ▶ To create different video & digital storytelling materials to raise awareness on communities on sustainable development;
- ▶ To promote and create an international campaign for reducing CO2 impact through peer to peer education in Europe.





Participant's Profile



- ▶ Interested in the topic of the project
- ▶ Participants are youth and youth leaders. There will be a total of 40 participants
- ▶ The age range of the participants is 18-25 and leaders could be older than 25
- ▶ At least 60% of the participants should be youngsters from disadvantaged groups
- ▶ At least 60% of the participants should have never taken part in Erasmus+ Youth projects
- ▶ Open minded and actively involved in the activities of their organisations
- ▶ Commitment and high interest in the project and develop further projects and activities both at local and international level





DATE AND TIME	Saturday (Day 1)	Sunday (Day 2)	Monday (Day 3)	Tuesday (Day 4)	Wednesday (Day 5)	Thursday (Day 6)	Friday (Day 7)	
08 ³⁰ - 09 ³⁰	ARRIVAL IN VARBERG	B R E A K F A S T						D e p a r t u r e s o f P a r t i c i p a
09 ³⁰ - 11 ⁰⁰		Getting to know each other Breaking the ice	Climate Change: What is it? How affect us?	Youth work: an opportunity for development	Working on the videos (all the groups)	Presentation of the 2 videos(all the groups)		
11 ⁰⁰ - 11 ¹⁵		BREAK	Learning Achivements and Contributions	Country and local realities		BREAK	BREAK	
11 ¹⁵ - 12 ⁴⁵		L U N C H		Digital storytelling in practice	Social Media Campaing on Climate Change			
12 ⁴⁵ - 14 ⁰⁰	TBA:Team Building Activity		Sustainable Development Goals	Workshop with experts (all the groups)		Working on the videos (all the groups)	What's next? Our action plan (all the groups)	
14 ⁰⁰ - 16 ⁰⁰	Presentation of the project 	B R E A K						
16 ⁰⁰ - 16 ¹⁵		Intruduction to Youth Pass Certification	My impact on Climate	Participatory Video Technique	Finalization of the materials (all the groups)	Learning and Youthpass consolidation		
16 ¹⁵ - 18 ⁰⁰		Feedbacks and how to to accept them	Reflection	Reflection	Reflection	BREAK		
18 ⁰⁰ - 18 ³⁰		Group Leaders Meeting	Group Leaders Meeting	Group Leaders Meeting	Group Leaders Meeting	Final Evaluation		
18 ³⁰ - 19 ⁰⁰	D I N N E R							
19 ⁰⁰ - 20 ³⁰	Welcome evening and opening ceremony	Movie/Game Night	Intercultural Night and Swedish Tradition	Walk & Debate	FREE! Time	<i>Goodbye</i> EVENING		
From 20 ³⁰								





Erasmus+

How to arrive in VARBERG?

Co-funded by the Erasmus+ Programme of the European Union



Arrival Date: 3rd of December
Departure Day: 9th of December

**NOTICE
NO CASH ACCEPTED**

1

2

3

Take a Flygbussarna (which is in every 35 min.)

1) From Airport to Nils Ericson Terminalen (Göteborg C) / last station (30min / 119SEK)

You will take a train

2) From Göteborg C to Varberg Station (46min / 124SEK)

Gothenburg Landvetter Airport to Varberg

Train station is directly connected with the airport. You just walk to the train station.

1) From CPH Airport Kastrup to Varberg station (2h 47min / 356,44SEK)

Köpenhamn/Copenhagen Airport to Varberg

Take a Flygbussarna (which is in every 40 min.)

1) From Malmö A. To Malmö Centralstation (41min / 129SEK)

You will take a train;

2) From Malmö C to Varberg Station (2h 21m / 246:75SEK)

Malmö (Sturup) Airport to Varberg

****Also you can download «Flygbussarna» app or buy a ticket on the bus (prices are a bit more expensive on the bus).**





WHAT TO BRING

Don't forget to bring these things!



Things to present your country and NGO

Please prepare and bring flag, traditional food, dances, games, pictures, posters etc. for intercultural evening



Passport, ID card or another valid official identification document.

All tickets, invoices, boarding passes related to your trip



Your own thermos or water bottle
Medicine you might need
Personal care products



Choose your clothes in which you can move freely but also keep you warm.
Snow, rain and wind are common in Varberg

Laptop (at least 2 per country) and editing software, media equipment (photo/video camera, charger etc.)





Destination Apelviken Varberg

And yet, just a kilometer and a half from central Varberg. Leave your camper van and ride your bike, or simply walk to the square and the harbour. Here, you will find some of the best sandy beaches in Sweden, along with captivating small-town charm.

Each cottage has its own living room, shared bedrooms, bathroom and kitchen with kitchenette machines (micro, coffee machine, etc.).

A cottage will be shared by 6 people.
(4 single bed and a double sofa bed)



<https://www.apelviken.se/?lang=en>

FROM Varberg Station TO Destination Apelviken

Varberg Station (Train station) and Varberg Bussterminalen (Bus station) is near by. Please buy one way ticket from app or ticket kiosk for **Bus Number 1-Träslövsläge via Centrum** (Bus stops at **Läge A**) You must get off at the «Varberg Sörse» stop. Afterwards, you can walk to Destination Apelviken in 15 minutes.



Duvet cover and towels cost extra in Sweden.
Please bring your own.
Otherwise you have to pay for it.



To use duvet cover is mandatory.



APPLICATION



Candidates will pass through a selection that will be made through an application form that you can find below:



<https://forms.office.com/r/tVY3WJmzFB>

Selection of the participants will be made by sending and hosting organisations.





Financial Procedure For Travel Reimbursement

All the amounts foreseen by the project were calculated according to the official address of each organisation so we will be refunding just tickets from the place of the sending organisation to Varberg.

ORGANISATION	COUNTRY	NUMBER OF PARTICIPANTS	AMOUNT PER PART.
TDM 2000 ODV	Italy	5	360€
PARS (PART OF THE SOLUTION)	Türkiye	5	360€
YOUNG IMPROVERS FOR YOUTH DEVELOPMENT	Bulgaria	5	275€
VCS (VOLUNTEER CENTER SKOPJE)	The Rep. Of North Macedonia	5	275€
FRATERNITAS	Poland	5	275€
CXJV CONEXAO JOVEM ASSOCIAÇÃO	Portugal	5	360€
ASOCIATIA NEVO PARUDIMOS	Romania	5	275€



DO NOT BUY ANY TICKET WITHOUT OUR CONFIRMATION. BEFORE BUYING THE TICKETS, YOU SHOULD ALWAYS SEND US THE TRAVEL PLAN OF THE PARTICIPANTS AND ONLY AFTER OUR AUTHORIZATION YOU CAN PROCEED.








What do I need to collect for travel reimbursement?



The reimbursement will be done **ONLY** when the following steps are done:

-  **Collect and provide invoices, tickets (there must be price and name of the person stated on it) to the hosting organisation**
-  **All the boarding passes**
-  **Mobility report filled**

The travel reimbursement will be done by **bank transfer** only to the partner organisation accounts for their group of participants, according to the rules by the MUCF / Swedish National Agency.





Erasmus+



Co-funded by the
Erasmus+ Programme
of the European Union



THANK YOU FOR PARTICIPATING!



SEE YOU SOON IN VARBERG!



Contact Person:

GYULAY ASHAK
ashak.gyulay@gmail.com

